

**FINDING THE RIGHT PARTS – Residential Garage Doors**

Please use this guide to help identify the parts you need. Taking photos of parts may be helpful as well.

To be sure to get the correct parts for your door, please have the following information available:

Width and Height of Door: \_\_\_\_\_

Thickness of Door: \_\_\_\_\_

Type of Door: (i.e. – wood, steel, composite...)\_\_\_\_\_

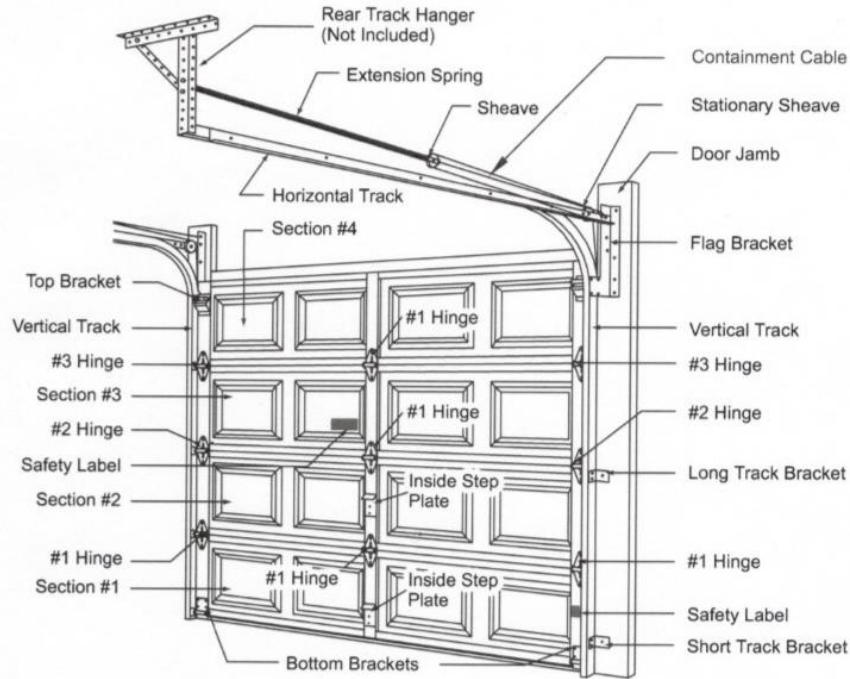
Approximate Age of Door: \_\_\_\_\_

**Comments:** \_\_\_\_\_

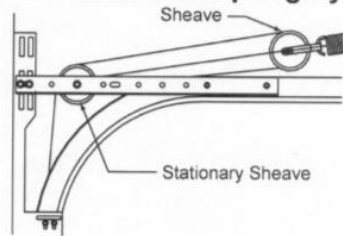
\_\_\_\_\_

\_\_\_\_\_

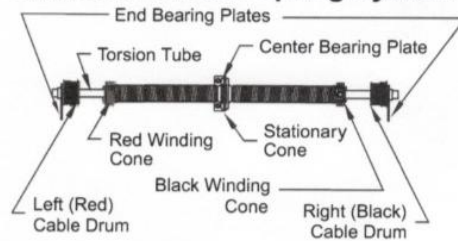
**Typical Garage Door Installation Illustration  
Extension Spring System Shown on Complete Door**



**Standard Extension Spring System**



**Standard Torsion Spring System**



**Garage Door Openers**

Please refer to the manuals attached for parts identification, under Garage Door Openers tab.

To purchase additional remote transmitters and keypads, please be sure to have available the name brand of the electric opener. A model number off an existing remote or keypad will be helpful to identify the series.

**Comments:** \_\_\_\_\_  
\_\_\_\_\_  
\_\_\_\_\_