



WEATHER BREAKER™ MODEL 175

GENERAL DOORS
Corporation

— QUALITY DOOR SOLUTIONS SINCE 1947 —

WEATHER BREAKER™ MODEL 175

Whether you are keeping the cold out or in, nothing makes better sense for your manufacturing facility or warehouse than the energy-efficient performance of the Weather Breaker 175 by General Doors Corporation. The Weather Breaker 175 not only provides a high R-value and airtight seals, it is engineered for quiet, smooth operation and built tough for years of trouble-free service. The 20 gauge door option, available in white flush design only, has an exterior skin that is 85% thicker and is recommended for doors that expect very heavy use, or if extra impact resistance is important.

FEATURES:

- Insulation value of R=16.4
- CFC 11 free polyurethane foam core
- Full 1-3/4" thick
- 25 gauge embossed exterior skin
- Thermal break between exterior and interior skins
- Continuous reinforcing strip for hardware attachment
- High strength-to-weight ratio

OPTIONS:

- 20 gauge exterior skin (available only in white, with no ribs)
- Insulated glass lites in three sizes
- Full view aluminum frame sections in white, brown, or anodized finish, with glazing options that include DSB, insulated glass, or tempered glass
- Exterior operated cylinder lock
- Exhaust ports
- Reinforcing for Draw bar operator
- Black PVC recessed step plate/lift handle
- Thermal break/friction strip for end caps (with "angle-in" track only)
- Top seal
- Extra long life torsion springs (25M, 50M, 100M cycle)
- Pass door – 3-1/2 sections high
- Wind load package available



INSULATION VALUES (Section test)

R-value is 16.4


U-value is .062

SECTION GUIDE


Door height	Sections
Up to 8' 1"	4
8' 9" to 10' 1"	5
10' 6" to 12' 1"	6
12' 3" to 14' 1"	7
14' 3" to 16' 1"	8
16' 3" to 18' 1"	9

COLOR OPTIONS

STANDARD RIBBED




WHITE




BROWN

MULTI RIBBED



SILVER

20 GAUGE FLUSH (NO RIBS)



WHITE

* Refer to samples at your local General Doors dealer for exact color match.



WB-175 MR shown in exclusive silver multi-ribbed exterior

SPECIFICATIONS

GENERAL:

Doors shall be Weather Breaker Model 175 insulated steel sectional overhead type as produced by General Doors Corp., Bristol, PA.

SECTIONS:

Door sections shall be of steel/polyurethane/steel sandwich type construction, 1-3/4" thick, manufactured in a continuous process using CFC free foam yielding a calculated R-value of 16.4. Section design includes a thermal break to limit conductivity of heat and cold, two EPDM bulb seals between sections, and a U-shaped flexible weather-strip with continuous retainer across bottom of door. Sections will be furnished with reinforcing struts as required to meet minimum 15 psf wind load (wind speed of 90 MPH). Higher wind load ratings are available where required to prevent air passage.

Exterior:

The skin shall be hot-dipped galvanized commercial quality steel no less than .019" thick (25GA) embossed with a stucco texture and reinforced by roll formed horizontal ribs. (20GA doors are built using steel no less than .036" thick and have a flush stucco exterior face.)

Factory Finish:

The finish is a two coat baked-on polyester paint system; specify white, brown, or silver exterior. 20GA doors are only available white.

Interior:

The skin shall be hot-dipped galvanized steel pre-painted white no less than .015" thick (27GA) reinforced with roll formed horizontal ribs. Silver color doors have silver interior skin. Inside skin of each section shall have continuous internal reinforcement for hardware attachment.

End Caps:

End Caps to be 16GA galvanized steel.

TRACK:

Galvanized steel track shall be 2" or 3" as required. Bracket mounted track is standard for wood jambs, reverse angle mounted track is standard for steel jambs. Vertical track shall be tapered for use with graduated hinges to provide a weather tight closure. Horizontal track shall be reinforced with galvanized steel angle engineered to door size and weight. All reinforcing angle and mounting brackets to be welded to track, except where adjustment is required.

HARDWARE:

All hinges and brackets to be minimum 14GA galvanized steel. All rollers to have 10-ball bearings with casehardened races. Galvanized aircraft type lift cable to have minimum 5:1 safety factor. Counterbalance assembly shall consist of oil tempered torsion springs mounted on a continuous cross header shaft supported by roller bearings, designed for each door to provide a minimum of 10,000 operating cycles.

WEATHER BREAK™ MODEL 175



WB-175 MR SILVER
FULL VIEW SECTION



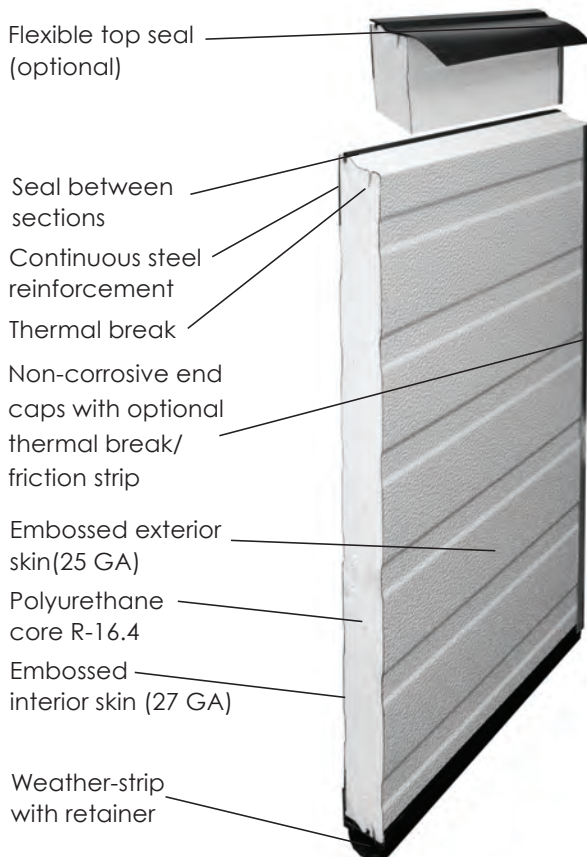
WB-175
34" x 16" LITES



WB-175/20 GA
24" x 8" LITES



WB-175 BROWN
24" x 12" LITES



LITE GUIDE

Door Width	No. of windows*
Up to 9' 2"	2
9' 3" to 12' 2"	3
12' 3" to 16' 2"	4
16' 3" to 20' 2"	5
20' 3" to 24' 2"	6

* May vary using 34" x 16" lites in some special widths. Check with factory.

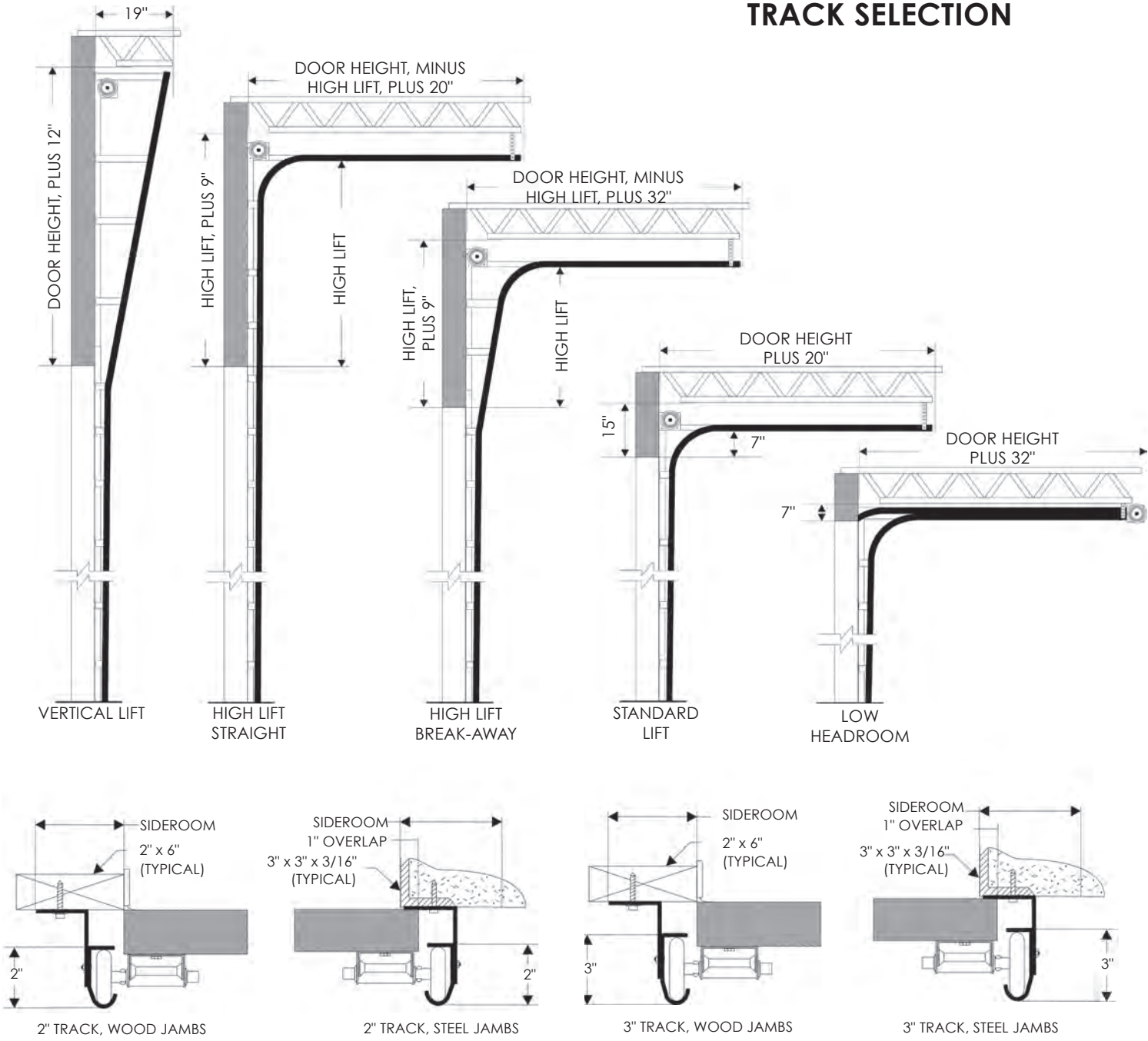
INSULATED GLASS LITES

Available in three sizes:

- 24" x 8"
- 24" x 12"
- 34" x 16"

All with slightly rounded corners.

TRACK SELECTION

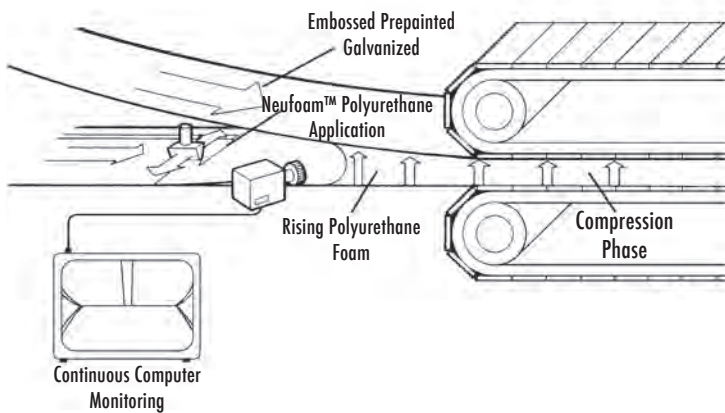


TYPE OF LIFT	HEADROOM	SIDE ROOM	ROOM DEPTH • MANUAL	ROOM DEPTH • MOTOR OPERATED
STANDARD LIFT	15"	4-1/2"	DOOR HEIGHT PLUS 20"	DOOR HEIGHT PLUS 48"
HIGH LIFT	HIGH LIFT PLUS 9"	4-1/2"	DOOR HEIGHT LESS HIGH LIFT PLUS 32"	ONLY SIDE MOUNTED CAN BE USED - 24" ONE SIDE
VERTICAL LIFT	DOOR HEIGHT PLUS 12"	4-1/2"	19" INTO ROOM	ONLY SIDE MOUNTED CAN BE USED - 24" ONE SIDE
LOW HEADROOM	7"	6"	DOOR HEIGHT PLUS 32"	DOOR HEIGHT PLUS 60"

* NOTE: Accurate track selection is very important. Consult distributor or factory if required minimum space is not available

MANUFACTURING PROCESS

Polyurethane has gained widespread acceptance as an efficient insulator with exceptional strength-to-weight characteristics. While placing foam between metal skins may produce an "insulated" door, it does not produce a door that takes full advantage of the unique strength qualities of polyurethane. The exclusive state-of-the-art "Neufoam System™" used in these doors, produces the finest quality panels in the industry. Only a carefully monitored, continuous foamed-in-place manufacturing process can insure permanent lamination between foam and metal skins. Only this process can produce a consistently high quality homogeneous panel, free of void and bubbles which can, over a period of time, dramatically reduce the strength and insulation of the panel.



STANDARD PASSAGE DOOR IN CENTER

General Doors incorporates the latest in polyurethane technology which offers the highest 'R'-value, per inch, of all competitive insulations, while providing superior adhesion and structural integrity.

GENERAL DOORS
Corporation

1 Monroe Street
Bristol, PA 19007
215.788.9277 – (fax) 215.788.9450
www.general-doors.com

1 YEAR WARRANTY on materials & workmanship

5 YEAR WARRANTY against delamination of panels

See dealer for complete warranty details

DISTRIBUTED BY: