

GENERAL DOORS
Corporation

Cambridge Series
Insulated Wood Composite Doors

**Carriage House Style Doors
with Overlay Trim Boards**

Quality Door Solutions
Since 1947

Cambridge Series Insulated Wood Composite Garage Doors

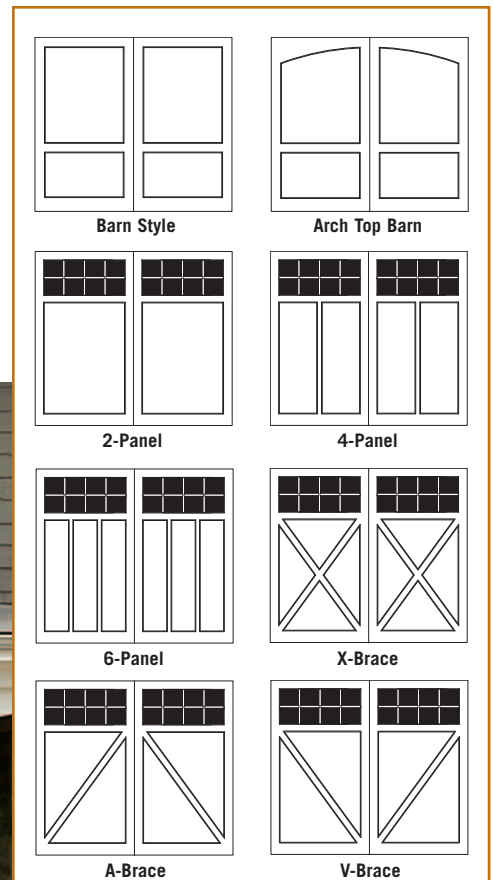
For homeowners or home builders who want a full range of authentic carriage house door designs and are looking to finish their doors in a true color match with the rest of their house, General Doors offers a heavy duty, insulated alternative in the Cambridge Model wood composite line of overhead garage doors.

Four Layer Construction Using Wood Frame, MDO Plywood Face and Waterproof Composite Overlay

- Classic carriage house designs are available by selecting either smooth or V-groove base section, and combining any of eight door designs, eight window options, and a large selection of applied decorative hardware
- Sandwich-type construction of base with 1-1/8" polystyrene core and wood frame result in R-value of 6.8
- Smooth primed door surfaces are designed for efficient, even paint application
- 3/8" thick MDO plywood face has resin treated fiber overlay and is among the most durable construction materials on the market today
- 1/2" thick Extira overlay is moisture, rot, and termite resistant
- Extra heavy duty track and hardware have a three year warranty



Door Designs



We can accommodate a variety of door heights and widths.
 Standard widths: 8', 9', 10', 16', and 18'
 Standard heights: 6'6" and 7'- 3 section
 7'6" and 8'- 4 section





Construction



Interior skin (not shown)

1. Heavy-duty Spruce or Douglas Fir frame
2. 1-1/8" thick polystyrene core
3. 3/8" thick high quality MDO plywood exterior face
4. 1/2" thick Extira treated wood composite overlay

WINDOW OPTIONS

Garage door windows have a great deal to do with the overall look of any garage door. The lite styles shown here can be matched with any door design except for the barn style designs, which are solid only.



6-Lite



6-Lite Arch



8-Lite



8-Lite Arch



12-Lite



12-Lite Arch



16-Lite



16-Lite Arch


Painting

Every Cambridge Door is a paint grade wood product that is supplied factory primed. The prime paint is not designed to offer protection from the weather. Therefore, all surfaces on each section must be painted with a high quality exterior paint prior to, or immediately after, installation. Failure to do so will void the warranty.

Decorative Hardware

The decorative hardware of General Doors is an ideal way to customize a Cambridge door. Inspired by antique carriage door hardware and available

in wrought iron or flat black, this finishing touch can transform the look of any door and even the look of the home.



There's a Cambridge Door for Every Garage



One piece overlay eliminates seams that can open up or curl

Solid Extra with precision milled molded edges in window section add architectural detail to doors

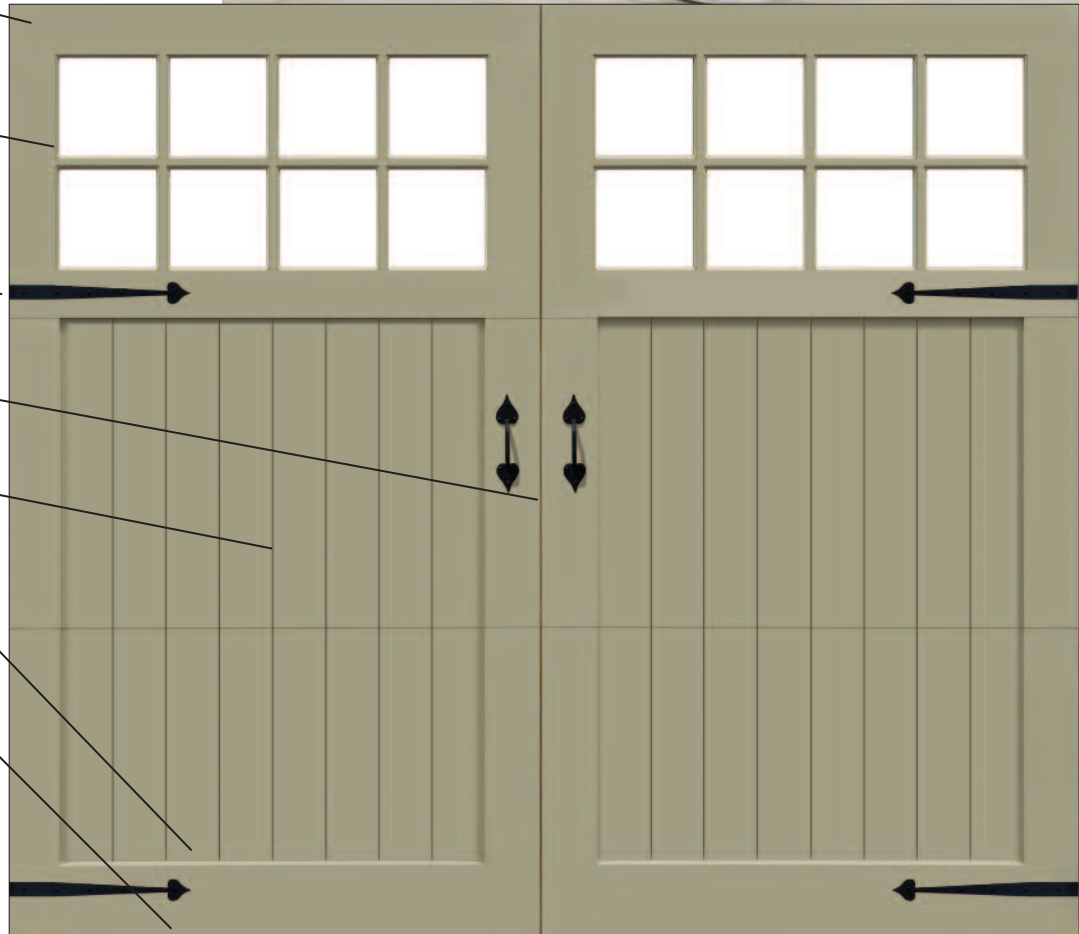
Space to mount decorative hinges above section joint

Center kerf enhances swing door look

Shown with optional V-groove; also available in herringbone pattern (shown on cover)

Square edge overlay on lower door sections

Door can be trimmed at the job site for a perfect fit every time



Details distinguish well designed doors from ordinary doors. Details define style. Take the time to compare General Doors with any other manufacturer. You will see the difference.

Three-year hardware warranty. See dealer for complete warranty information.

1 Monroe Street
PO Box 205 • Bristol, PA 19007-0205
215.788.9277 • Fax: 215.788.9450
general-doors.com
sales@general-doors.com

GENERAL DOORS
Corporation

Your Authorized General Doors Distributor:

Green Building Benefits

Energy savings from insulation value, local manufacturing, recycled content, and product longevity.

