

Amarr®

CLASSICA® COLLECTION



True White Bordeaux with Americana Windows (B57)

Looks can be deceiving. From a distance, you see wood. Up close, it's sturdy, durable, low-maintenance steel. The Classica Collection of Carriage House Doors. Precision-shaped doors in fresh, clean, classic carriage house styles that go up and down like traditional garage doors. Three-section tall designs, instead of four, help deliver a more authentic carriage house look. Deception never looked so good.



Santiago with Closed Arch (S1 custom painted)

Bordeaux with Thames Windows (B10)



Santiago with Seine Windows (S8)



Valencia with Nile Windows (V6)



Northampton with Rhine Windows (N7)



Tuscany with Closed Square (T2)



Photos shown with optional decorative hardware or locks.

DESIGNS

L1 • LUCERN CLOSED ARCH



T1 • TUSCANY CLOSED ARCH



S1 • SANTIAGO CLOSED ARCH




V1 • VALENCIA CLOSED ARCH




N1 • NORTHAMPTON CLOSED ARCH



B1 • BORDEAUX CLOSED ARCH



C2 • CORTONA CLOSED SQUARE



Illustrations shown are for standard door sizes of 8', 9', 16', and 18' wide and 7' and 8' tall. Check amarr.com for odd width and height door illustrations.

CLASSICA® COLLECTION

Construction



STEEL

1000

Single-Layer: Steel


- Heavy-Duty Exterior Steel
- Durable, Reliable, Low Maintenance



2000

Double-Layer: Steel + Insulation

- Heavy-Duty Exterior Steel
- Durable, Reliable, Low Maintenance
- Environmentally Safe Polystyrene Thermal Insulation with Vinyl Backing
- Energy Efficient
- Quiet Operation




3000

Triple-Layer: Steel + Insulation + Steel

- Heavy-Duty Exterior and Interior Steel
- Durable, Reliable, Low Maintenance
- Environmentally Safe Polyurethane Thermal Insulation
- Superior Energy Efficiency
- Extra Quiet Operation

Options

CLASSICA® COLLECTION TOP SECTIONS



*Designs available with Obscure glass.

DECORATIVE HARDWARE & LOCK

ALUMINUM Aluminum hinges with clavos not recommended for arched openings.



VERSAILLES



CANTERBURY



BLUE RIDGE

STAMPED STEEL



ALPINE LOCK

Specifications

	CLASSICA 1000	CLASSICA 2000	CLASSICA 3000
PANEL DESIGNS			
Carriage House	7 Designs	7 Designs	7 Designs
INSULATION¹		Polystyrene	Polyurethane
R-VALUE²		6.64	13.35
DOOR THICKNESS	2" (5.1cm)	2" (5.1cm)	2" (5.1cm)
WINDOW GLASS OPTIONS			
1/8" (0.32cm) Tempered Double Strength	•	•	•
Insulated Glass	•	•	•
Obscure	•	•	•
WIND LOAD AVAILABLE³	•	•	•
WARRANTY			
Paint Finish Warranty ⁴	Lifetime	Lifetime	Lifetime
Workmanship/Hardware Warranty ⁴	3 Years	5 Years	Lifetime


¹All insulation has passed fire safety testing.

²Calculated door section R-value is in accordance with DASMA TDS-163.

³It is your responsibility to make sure your garage door meets local building codes.

⁴For complete warranty details, visit amarr.com or contact your local Amarr dealer.

COLORS Actual paint colors may vary from samples shown.



Amarr steel doors arrive pre-painted; for custom colors, exterior latex paint must be used. Visit amarr.com for instructions on painting.

*Price upcharge applies. Odd heights not available.



165 Carriage Court
Winston-Salem, NC 27105

800.503.DOOR
www.amarr.com



Your Local Amarr Dealer:

Amarr reserves the right to change specifications and designs without notice and without incurring obligations.

Amarr Company's products may be the subject of one or more U.S. and/or foreign, issued and/or pending, design and/or utility patents.

Amarr, Classica, Stratford, and Oak Summit are registered trademarks of Amarr Company, North Carolina, U.S.A.

©2012 Amarr Garage Doors
Printed in USA Form #6030912/25M/HA